


135 Kg/24h

 Distributori di ghiaccio / Ice Dispenser:
DX35 - TD130

 TD130
230V/1N/50Hz
Ice nugget

CARATTERISTICHE

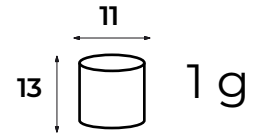
I sistemi di distribuzione automatica di ghiaccio self-service stanno diventando molto importanti nelle moderne soluzioni per la ristorazione.

Questa macchina permette ai clienti di raffreddare le loro bevande secondo il loro gusto, facilmente e prevenendo i potenziali rischi sanitari: il ghiaccio trasparente e puro cade direttamente nel bicchiere del consumatore, senza manipolazione.

Il distributore di ghiaccio Icematic TD130 è punto di riferimento nel settore dei distributori di ghiaccio o acqua.



TIPO GHIACCIO / ICE TYPE


 PESO SINGOLO
NUGGET

1g

 SINGLE NUGGET
WEIGHT

 CONTENUTO ACQUA
RESIDUO

8%

 RESIDUAL WATER
CONTENT

 PRODUZIONE GHIACCIO /
ICE PRODUCTION

kg/24h
lbs/24h

OPZIONALE

- Voltaggi speciali su richiesta

CAPACITÀ DEPOSITO / BIN CAPACITY

5,0 kg **5000 pcs**

FEATURES

Automatic ice dispensing systems and self-service operations are becoming evermore popular in modern Foodservice concepts.

They allow customers to cool their drinks as per their own taste, making it easy and preventing any potential sanitary hazards: clear and pure ice bits drop directly into the consumer's glass, with no manipulation.

Icematic Ice dispenser TD130 is the Industry benchmark in the ice or ice and water dispensers segment.

DIMENSIONI / DIMENSIONS



L x P x H (mm)

390 x 662 x 874

460 x 730 x 1090

VOLTAGE


230/50/1

OPTIONAL

- Special voltages, on request

GAS


R134a
GWP=1430

DATI TECNICI - SPECIFICATIONS



cond



comp. W



ABS. W



Fuse



Kwh/100Kg



l / h



kg



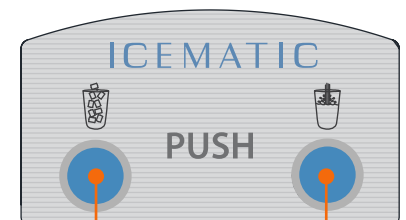
kg

TD130 A	220-240/50/1		1200	590	10	14.7	3.6	61	70
---------	--------------	-------------------------------------------------------------------------------------	------	-----	----	------	-----	----	----

 Raffreddamento ad Aria
Air Cooled Unit


Temp. Aria Air Temp.	Temp. Acqua / Water Temp.			
	°C	°F	°C	°F
10°	119	127	131	135
50°	263	280	289	298
21°	103	111	115	119
70°	227	245	254	263
32°	78	86	90	94
90°	172	190	198	207
38°	70	78	82	86
100°	154	172	181	190

PANNELLO DI CONTROLLO CONTROL PANEL


 Pulsante Ghiaccio
Ice Push Button

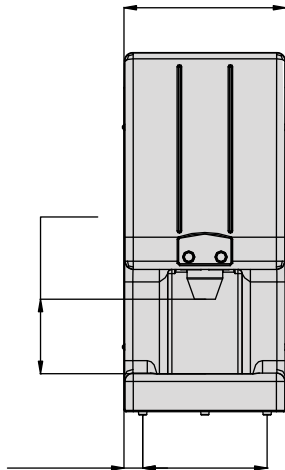
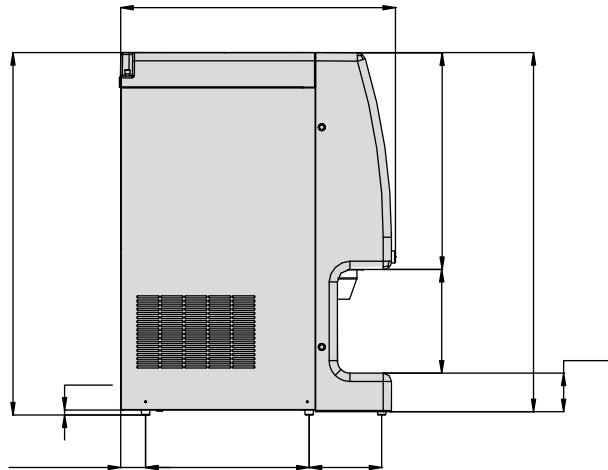
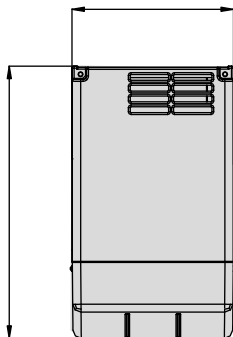
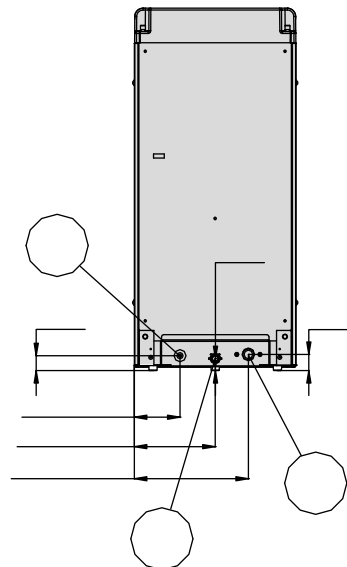
 Pulsante Acqua
Water Push Button





135 Kg/24h

 Distributori di ghiaccio / Ice Dispenser:
 DX35 - TD130

TD130

 230V/1N/50Hz
 Ice nugget

DIMENSIONI - DIMENSIONS
Vista frontale
 Front view

Vista laterale
 Lateral view

Vista superiore
 Top view

Vista Posteriore
 Back view


-  Electrical cable supply / Ingresso alimentazione elettrica
-  Water outlet connection / Attacco scarico acqua Ø 20 mm
-  Water inlet connection / Attacco entrata acqua - 3/4" gas

Condizioni operative - Operating requirements

	Min.	Max
Temp. Ambiente / Air Temperature	10°C	35°C
Temp. Acqua / Water Temperature	5°C	30°C
Press. Acqua / Water Pressure	1 bar (14psi)	5 bar (70psi)
Conducibilità acqua / Water conductivity	30 µS	500 µS
Alimentazione / Electrical supply	-10%	+10%